


Petunia x hybrida F₁

BOOM!™ HD

Salmon

Art.-Nr.: PH0202P





Genetically Compact Multiflora Petunia

- Excellent weather resistance
- Dense growth, plants fill packs and pots quickly
- Early flowering

Technical Guide: [Click here](#)

All information in our technical guide is based on our own trials and would therefore be as guideline only. Detailed cultivation aspects vary depending on climate, location, time of year and environmental conditions. Benary expressly disclaims any responsibility for the content of such data/information and makes no representation or warranty for the cultivation of any products listed. It is recommended that growers conduct a trial of products under their own conditions.

Crop Time	Frühjahr: 9 - 13 Wochen
Höhe 	18 cm
Breite 	28 cm
Standort	Sun
Seed Form	Pilliert
Best Uses	Topfpflanze, Landschaft, Containers

KULTURANLEITUNG

Petunia x hybrida F₁ BOOM!™ HD

Verwendung

Packs, Pots, Mixed Containers and Landscape

Kornablage

1 pellet per plug. No cover is necessary. Light is required for germination.

Keimbedingung

Optimum conditions for seedling development, beginning on the day of sowing until radicle emergence. Expect radicle emergence in 3-5 days. Humidity should be between 95-100 % until day 5; then reduce to 40-60 %.

Topfen

Facultative long day plant. Long days and high irradiance will promote flowering.

Medien

Plug culture: pH 5.5-5.8; keeping the pH below 6.0 will help to keep boron and iron available. EC 0.5-0.75. pH 5.5-5.8; EC 1.25-1.5.

Growing on: pH 5.5-5.8; EC 1.5-2.0.

Temperatur

Plug culture: 22-24 °C (72-76 °F) until radicle emergence. The temperature can be lowered approximately on day 5 to 20-22 °C (68-72 °F). Once cotyledons have fully expanded, reduce the temperature further to 18-20 °C (64-68 °F). 18-20 °C (64-68 °F) until day 28, then reduce the temperature to 15-18 °C (58-64 °F). Keep temperatures > 16 °C (60 °F) until the plants are ready to transplant. For the fastest finish maintain an average daily temperature of 19.5 °C (67 °F).

Growing on: After transplanting, always maintain temperatures > 13 °C (56 °F) during night for the first 3-4 weeks to initiate flower bud development. These low night temperatures encourage basal branching and compactness for a higher quality plant. However, lower temperatures may also substantially decrease the number of flowers initiated. An average daily temperature of 17-21 °C (62-70 °F) will work

Düngung

Plug culture: Maintain an EC < 1.0. Fertilized water should not exceed an EC of 0.5. Upon initial germination after 5-6 days, begin feeding with 50 ppm nitrogen. Pay attention to the addition of boron since low boron can cause tip abortion. Ideal boron concentration is 0.5 ppm. Pay attention to the addition of boron since low boron can cause tip abortion. Ideal boron concentration is 0.5 ppm. Fertilize established seedlings at 100-175 ppm nitrogen. Under high light conditions, apply an ammonium based fertilizer (17-5-17) or (20-10-20). Under low light conditions, apply a calcium based fertilizer (14-4-14) or (15-15). Under high light and long or extended days, an ammonium based feed (20-10-20) is preferred. For more shoot growth, add an additional ammonium treatment to the schedule. To prevent stretching under low light and cool temperatures, reduce ammonium and apply only calcium based fertilizer.

Growing on: Feed at 100-200 ppm nitrogen. Under high light conditions, apply an ammonium based fertilizer (17-5-17) or (20-10-20). To prevent stretching under low light conditions, apply a calcium based fertilizer (14-4-14) or (15-5-15). Under high light and long days an ammonium based feed (20-10-20) is preferred.

Stage I Starts with the radicle breaking through the testa. The roots are touching the medium. Ends with fully developed cotyledons.

Stage II Starts from fully developed cotyledons. Ends with the fully developed true leaf or true leaf pair.

Stage III Starts from the fully developed true leaf or true leaf pair and ends with 80% of the young plants being marketable.

Stage IV All young plants are ready for sale and in the process of being hardened off. This stage lasts about 7 days.

The cultural recommendations are based on results from trials conducted under Central European conditions. Different conditions in other parts of the world may lead to deviations in results achieved.

FARBEN DER SERIE

Petunia x hybrida F₁ BOOM![™] HD



Blue
PH0206P



Burgundy
PH0207P



Pink
PH0203P



Red
PH0205P



Rose
PH0210P



Rose Morn
PH0211P



Rose Star
PH0208P



Salmon
PH0202P



White
PH0201P



Maxi Mix
PH0299P